

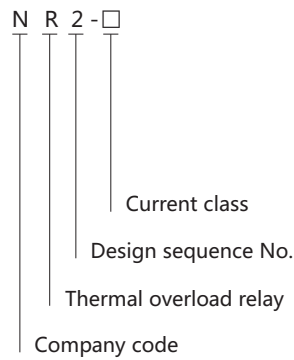


## NR2 Thermal Overload Relay

### 1. General

- 1.1 Certificates: CE, KEMA, UkrSEPRO, EAC, RCC, UL;
- 1.2 Electric ratings: AC 50/60Hz, 690V, 0.1A~630A;
- 1.3 Tripping class: 10A;
- 1.4 Mounting version:
  - a. Plug-in: Available for NR2-11.5, 25, 36, 93, 150;
  - b. Independent: Available for NR2-200, 630;
- 1.5 Standard: IEC/EN 60947-4-1

### 2. Type designation



### 3. Features

- 3.1 3-phase bimetal
- 3.2 Continuously readjustable current settings
- 3.3 Temperature compensation
- 3.4 Tripping indicator
- 3.5 Test button
- 3.6 Stop button
- 3.7 Manual and automatic reset button
- 3.8 Electrically separated 1N/O plus 1N/C contact



تهران - خیابان لاله زارنو - بالاتر از منوچهری - پاساژ البرزه ۲ - طبقه اول - واحد ۲۳۵



۰۲۱-۶۶۳۴۱۰۹۰-۹۲



۰۹۳۹۶۲۹۲۰۰۱



splus.ir/peoe\_iran



aparat.com/peoe\_iran



www.peoe.ir



t.me/peoe\_iran



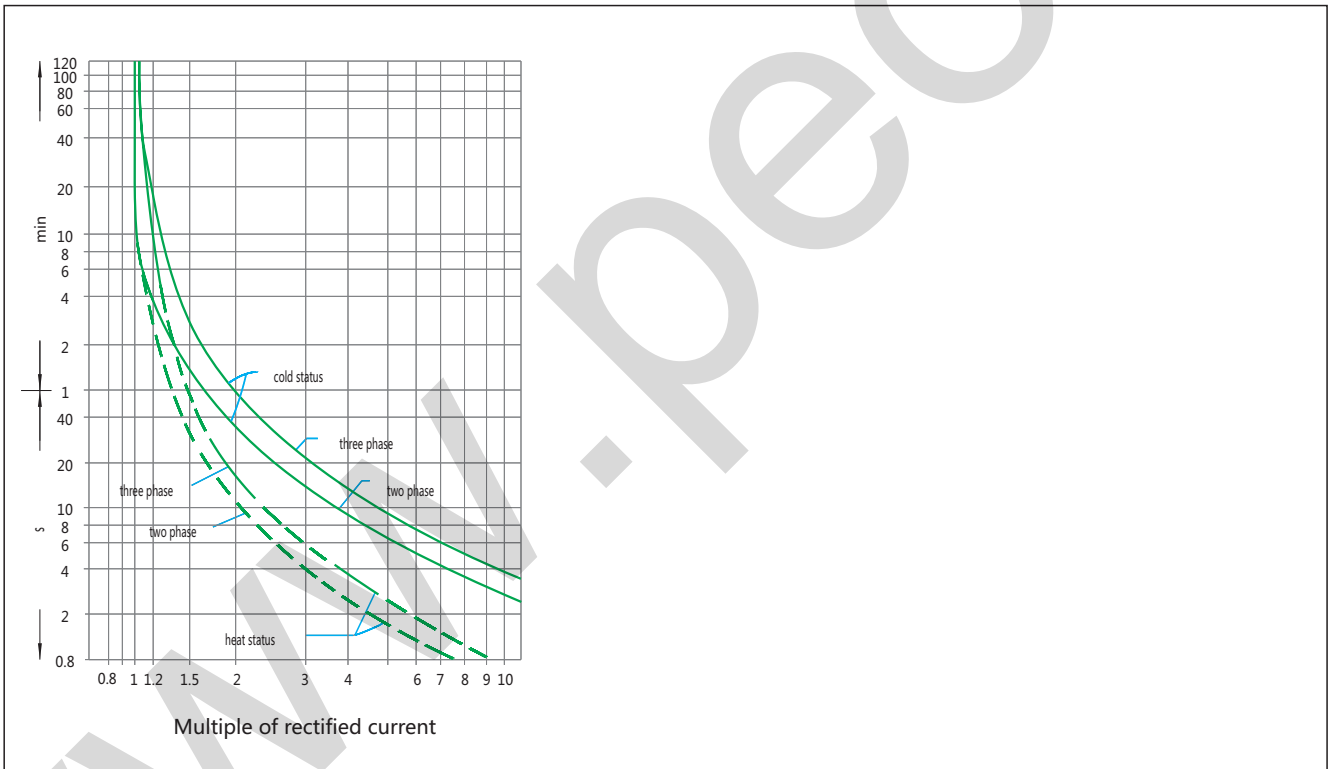
instagram.com/peoe\_iran

## 4. Technical data


### 4.1 Protection properties


Item	Series No.	I/In		Operating time $T_p$	Test condition
Overload protection	1	1.05		>2 h	Start from cold status
	2	1.2		$\leq 2$ h	Start from heat status, right after item No.1
	3	1.5		$\leq 2$ min	Start from heat status, right after item No.1
	4	7.2		$2s < T_p \leq 10s$	Start from cold status
Phase failure protection	5	Any two phases	Another phase	>2 h	Start from cold status
		1.0	0.9		
	6	1.15	0	$\leq 2$ h	Start from heat status, right after item No.5



### Curves







4.2 Main Technical Parameters

<b>Model</b>		<b>NR2-11.5</b>						
Picture								
Current class(A)		13						
Phase failure protection function		Yes						
Automatic & manual reset		Yes						
Temperature compensation		Yes						
Tripping indicator		Yes						
Test & stop pushbutton		Yes						
Mounting mode	Plug-in	Yes						
	Independent	Yes						
Auxiliary contacts	No. of contacts	1N/O+1N/C						
	Rated current (A) (AC-15 220V)	2.73						
	Rated current (A) (AC-15 380V)	1.58						
	Rated current (A) (DC-13 220V)	0.2						
Rated operational current(A)		Current setting range						
Matched fuse	aM(A)	0.1~0.16	0.16~0.25	0.25~0.40	0.40~0.63	0.63~1	1~1.6	1.25~2
	gG(A)	2	2	2	2	4	4	6

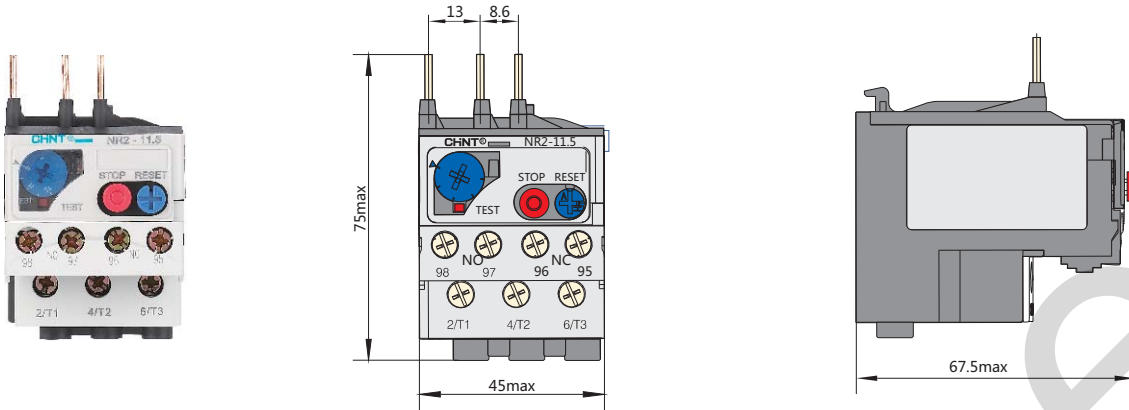
<b>Model</b>		<b>NR2-93</b>						
Picture								
Current class(A)		93						
Phase failure protection function		Yes						
Automatic & manual reset		Yes						
Temperature compensation		Yes						
Tripping indicator		Yes						
Test & stop pushbutton		Yes						
Mounting mode	Plug-in	Yes						
	Independent	Yes						
Auxiliary contacts	Configuration of contacts	1N/O+1N/C						
	Rated current (A) (AC-15 220V)	2.73						
	Rated current (A) (AC-15 380V)	1.58						
	Rated current (A) (DC-13 220V)	0.2						
Rated operational current(A)		Current setting range						
Matched fuse	aM(A)	23~32	30~40	37~50	48~65	55~70	63~80	80~93
	gG(A)	40	40	63	63	80	80	100
		63	100	100	100	125	125	160

NR2-25								NR2-36	
									
25								36	
Yes								Yes	
Yes								Yes	
Yes								Yes	
Yes								Yes	
Yes								Yes	
Yes								Yes	
Yes								Yes	
1N/O+1N/C								1N/O+1N/C	
2.73								2.73	
1.58								1.58	
0.2								0.2	
Current setting range								Current setting range	
1.6~2.5	2.5~4	4~6	5.5~8	7~10	9~13	12~18	17~25	23~32	28~36
4	6	8	12	12	16	20	25	40	40
6	10	16	20	20	25	35	50	63	80

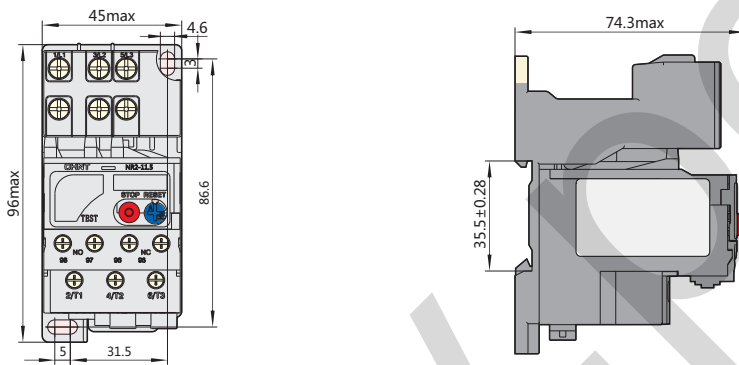
NR2-150			NR2-200			NR2-630					
											
150			200			630					
Yes			Yes			Yes					
Yes			Yes			Yes					
Yes			Yes			Yes					
Yes			Yes			Yes					
Yes			Yes			Yes					
Yes			No			No					
No			Yes			Yes					
1N/O+1N/C			1N/O+1N/C			1N/O+1N/C					
2.73			2.73			2.73					
1.58			1.58			1.58					
0.2			0.2			0.2					
Current setting range			Current setting range			Current setting range					
80~104	95~120	110~150	80~125	100~160	125~200	160~250	200~315	250~400	315~500	400~630	
125	125	160	125	160	200	250	315	400	500	630	
200	224	250	200	250	315	400	500	630	800	800	

5. Overall and mounting dimensions (mm)

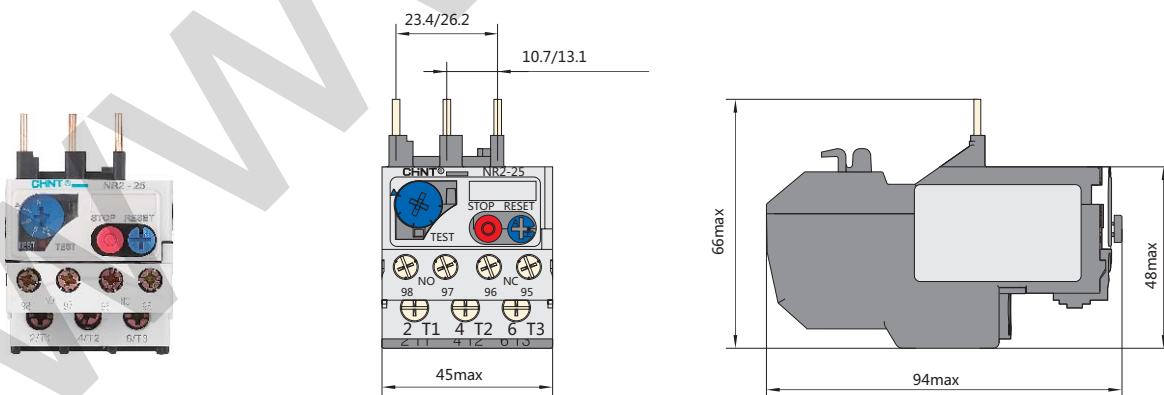
NR2-11.5



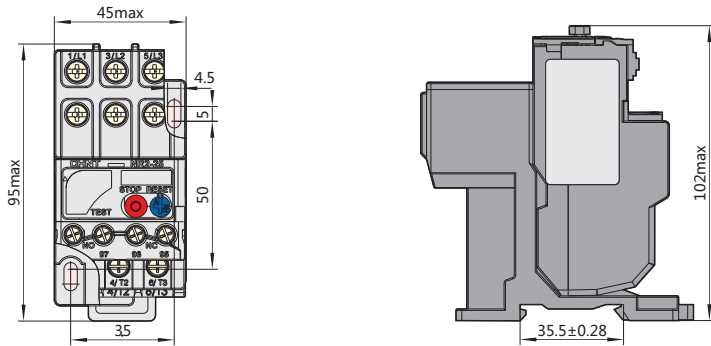
NR2-11.5 with MB-1



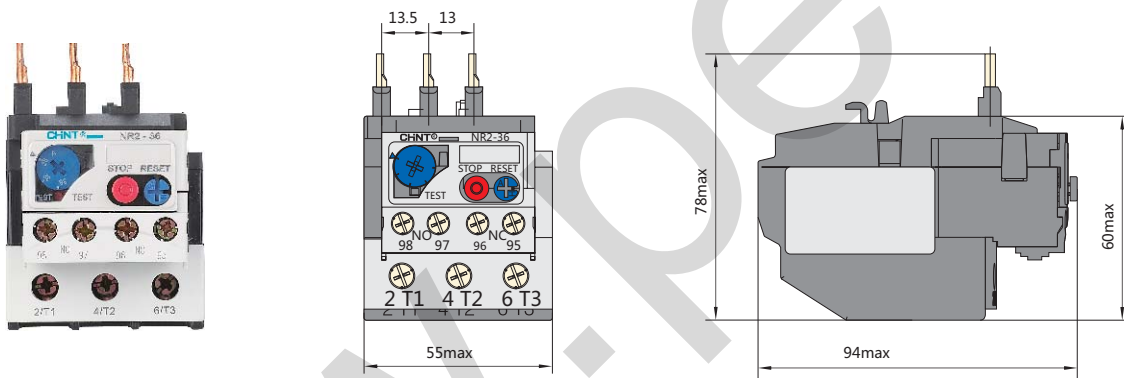
NR2-25



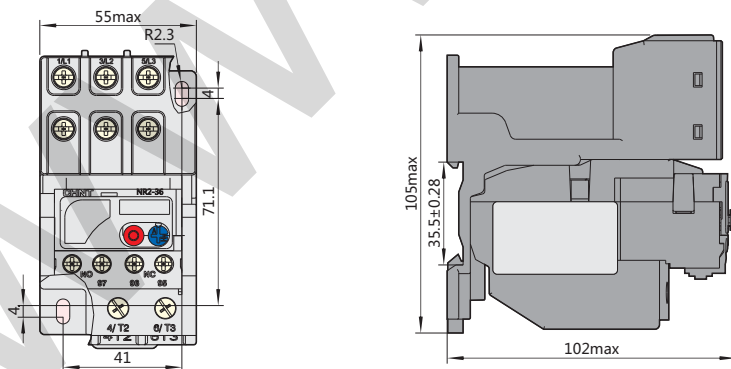
NR2-25 with MB-2



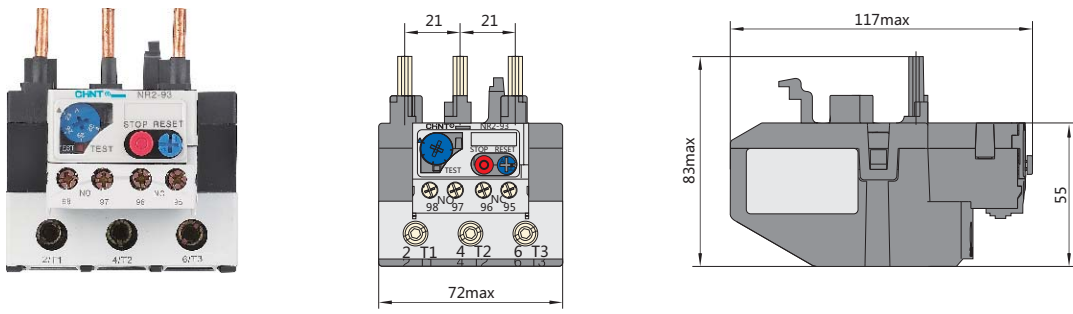
NR2-36



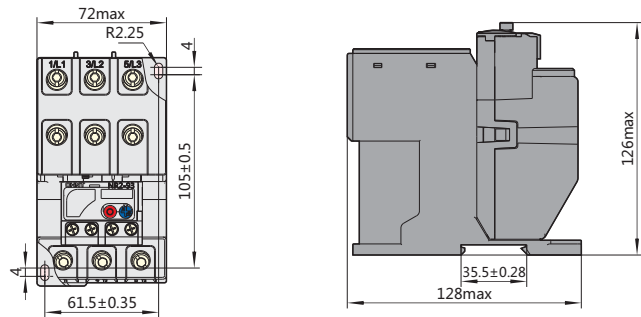
NR2-36 with MB-3



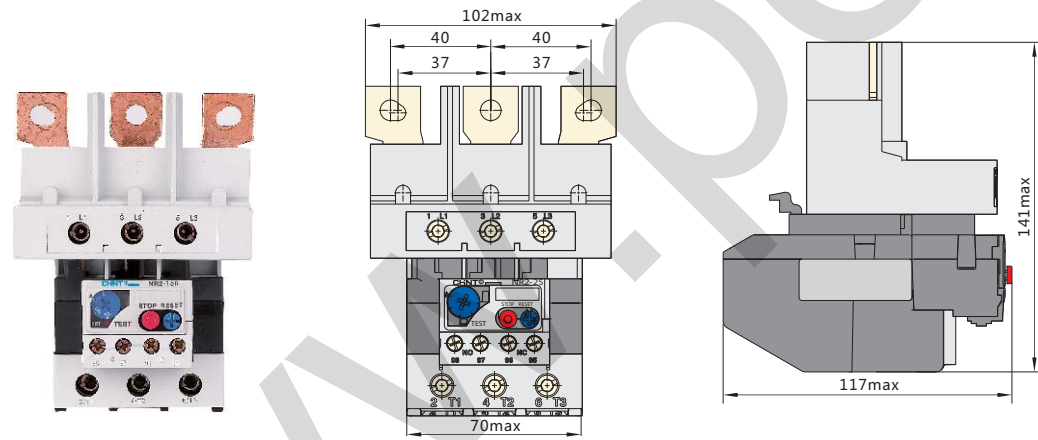
NR2-93



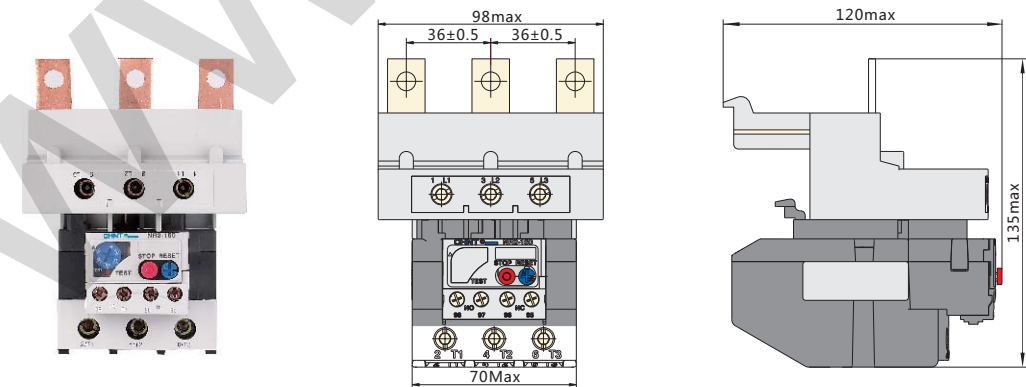
NR2-93 with MB-4



NR2-150 (matched with NC2)







NR2-150 (matched with NC7)











7. Accessories

No.		Description	Application
1		MB-1	Incorporate with NR2-11.5 relay to form an independently mounted product
2		MB-2	Incorporate with NR2-25 relay to form an independently mounted product
3		MB-3	Incorporate with NR2-36 relay to form an independently mounted product
4		MB-4	Incorporate with NR2-93 relay to form an independently mounted product

8. Assembly with contactor

Model of overload relay	Rated current (A)	Recommended fuse type (RT16 is recommended)		Model of contactor
		aM	gG	
 NR2-11.5	0.1~0.16	0.25	2	NC6-09
	0.16~0.25	0.5	2	
	0.25~0.4	1	2	
	0.4~0.63	1	2	
	0.63~1	2	4	
	1~1.6	2	4	
	1.25~2	4	6	
	1.6~2.5	4	6	
	2.5~4	6	10	
	4~6	8	16	
 NR2-25	5.5~8	12	20	NC1-09 NC1-12 NC1-18 NC1-25 NC1-32 NC7-09~18 NC7-25~32
	7~10	12	20	
	9~13	16	25	
	0.1~0.16	0.25	2	
	0.16~0.25	0.5	2	
	0.25~0.4	1	2	
	0.4~0.63	1	2	
	0.63~1	2	4	
	1~1.6	2	4	
	1.25~2	4	6	
	1.6~2.5	4	6	
	2.5~4	6	10	
	4~6	8	16	
	5.5~8	12	20	
	7~10	12	20	
9~13	16	25		
12~18	20	35		
17~25	25	50		

Model of overload relay	Rated current (A)	Recommended fuse type (RT16 is recommended)		Model of contactor
		aM	gG	
 NR2-36	23~32	40	63	NC1-32 NC7-32~38
	28~36	40	80	
 NR2-93	23~32	40	63	NC1-40 NC1-50 NC1-65 NC1-80 NC1-95 NC7-40~65 NC7-80~95
	30~40	40	100	
	37~50	63	100	
	48~65	63	100	
	55~70	80	125	
	63~80	80	125	
80~93	100	160		
 NR2-150 (matched with NC2)	80~104	125	200	NC2-115 NC2-150
	95~120	125	224	
	110~150	160	250	
 NR2-150 (matched with NC7)	80~104	125	200	NC7-115 NC7-150 NC7-170
	95~120	125	224	
	110~150	160	250	
 NR2-200	80~125	125	200	NC2-115 NC2-150 NC2-185 NC2-225 NC7-115~170 NC7-205
	100~160	160	250	
	125~200	200	315	
 NR2-630	160~250	250	400	NC2-185 NC2-225 NC2-265 NC2-330 NC2-400 NC2-500 NC2-630 NC7-205~300 NC7-410~475 NC7-620
	200~315	315	500	
	250~400	400	630	
	315~500	500	800	
	400~630	630	800	

